



Voigtländer

Seit 1756

BESSA-L

BEDIENUNGSANLEITUNG
INSTRUCTION MANUAL
MANUAL DE INSTRUCCIONES
Gebruiksaanwijzing
Manuel d'instructions
MANUALE DI ISTRUZIONI

ULTRON 35mm F1.7 Aspherical

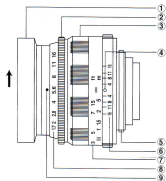
NOKTON 50mm F1.5 Aspherical

COLOR-HELIAR 75mm F2.5

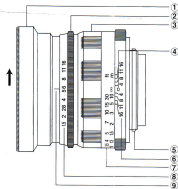
Voigtländer

Germany

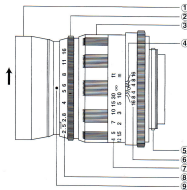
ULTRON 35mm F1.7 Aspherical



NOKTON 50mm F1.5 Aspherical



COLOR-HELIAR 75mm F2.5



● SPECIFICATION

ULTRON 35mm F1.7

Aspherical

Focal Length	35mm
Aperture Ratio	1: 1.7
Smallest Aperture	16
Lens Construction	6 Groups 8 Elements
Picture Angle	63°
Aperture Blades	10
Nearest Distance	0.9m
Diameter	φ 55mm
Length	47.7mm
Weight	203g
Filter Size	φ 39mm
Mount	L-Mount

NOKTON 50mm F1.5

Aspherical

Focal Length	50mm
Aperture Ratio	1: 1.5
Smallest Aperture	16
Lens Construction	6 Groups 8 Elements
Picture Angle	46°
Aperture Blades	10
Nearest Distance	0.9m
Diameter	φ 60mm
Length	54.5mm
Weight	243g
Filter Size	φ 52mm
Mount	L-Mount

COLOR-HELIAR 75mm F2.5

Focal Length	35mm
Aperture Ratio	1: 1.7
Smallest Aperture	16
Lens Construction	6 Groups 8 Elements
Picture Angle	63°
Aperture Blades	10
Nearest Distance	0.9m
Diameter	φ 55mm
Length	47.7mm
Weight	203g
Filter Size	φ 39mm
Mount	L-Mount

● NOMENCLATURE OF EACH PART

- 1 Lens Hood
- 2 Aperture Ring
- 3 Distance Ring
- 4 Distance index
- 5 Mount Screw
- 6 Depth Of Field Scale
- 7 Distance Scale
- 8 Aperture Scale
- 9 Aperture Index

● ATTACHING FILTER

- 1 Detach the lens hood(1) from the lens by turning it in arrowed direction.
 - 2 Screw in the filter onto the lens.
 - 3 Screw in the hood (1) onto the lens.
- *With NOKTON F1.5/50mm, screw in the hood(1) onto the filter.

View finders for 35mm, 50mm, and 75mm are also available.